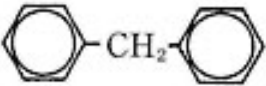
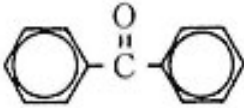
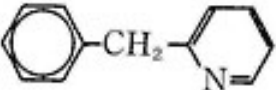
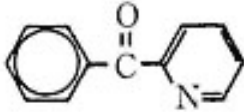
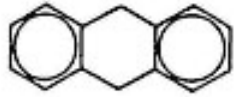
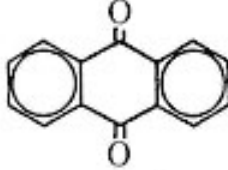


**Oxidation of using Oxygen Chart**

Starting material	Base (mol)	Temperature (°C)	Period (hr)	Product	Yield (%)
	NaOH (1.5)	100	6		88
	"	80	8		82
	"	r.t.	1		88